



U.S. DEPARTMENT OF EDUCATION

# Education Stabilization Fund

ESF / ESF Reporting / HEER - 168316490 - Year Two - Page 19 - Review

## HEER Recipient Reporting Data Collection - Year Two

In Progress

Last Modified: maryn@pcage.edu - 5/4/2022, 3:19:17 PM

### Page 19 - Review

#### General Information

Institutions must provide complete answers to each question. However, for the second annual report covering January 1, 2021-December 31, 2021, institutions have the option of taking more time to submit answers to questions marked with a clock symbol ⌚. Institutions can submit answers to questions marked with a clock symbol ⌚ in early 2022 as part of the second annual report (in alignment with the table above) OR in early 2023 as part of the third annual reporting process. Starting with the third annual report, institutions must provide answers to all questions including those marked with a clock symbol ⌚ per the reporting schedule in the table above.

1) Institutional Identifiers and Contact Information:

a)	Institution Name PC AGE-CHERRY HILL, L.L.C.	DUNS # 168316490	HEER / CFDA # 168316490
----	--	---------------------	----------------------------

b) Identify the applicable OPEID(s) for this annual report:

OPEID  
03650600

c) Identify the applicable IPEDS unitid(s) for this annual report:

Unitid  
443216

Unitid  
443225

d) For this annual report, please report on these HEERF grant PR/Award Numbers:

PR/Award Number (Program) / Award Amount  
P425E202804 (Student Aid) / \$391,384

PR/Award Number (Program) / Award Amount

P425F200350 (Institutional Portion) / \$391,383

PR/Award Number (Program) / Award Amount

P425Q210632 (Proprietary Institutions Grant Funds for Students) / \$490,344

- 2) Did you expend all of your HEERF I, II, & III funds available prior to the end of the reporting period, making this your final annual report?

Yes

No

*Institutions that expended all of their HEERF funds in calendar year 2021 may need to finalize their calendar year 2021 reporting in early 2023 if they choose to delay reporting on the questions labeled with a clock symbol ⌚ until the early 2023 reporting timeframe.*

## Websites

- 3) Reporting on institution websites:

- a) HEERF quarterly reporting webpage URL:

Quarterly Reporting URL

[www.pcage.edu/blog/cares-act](http://www.pcage.edu/blog/cares-act)

- b) Student Portion Reporting: Provide all active website URLs posted by your campus, or by the institution on behalf of your campus(es), as required by the public posting requirement from the May 13, 2021 notice in the Federal Register for the student portion including any active URLs that provide archived information.

Student Portion URL

[www.pcage.edu/blog/cares-act](http://www.pcage.edu/blog/cares-act)

See <https://www.federalregister.gov/d/2021-10196>.

- c) Institutional Portion, (a)(1), (a)(2), and (a)(3) reporting: Provide all active website URLs posted by your campus, or by the institution on behalf of your campus(es), as required by the Quarterly Public Reporting Form for (HEERF I, II, III) (a)(1), (a)(2), and (a)(3) Institutional Portion including any active URLs that provide archived information.

Institutional Portion URL

[www.pcage.edu/blog/cares-act](http://www.pcage.edu/blog/cares-act)

See <https://www2.ed.gov/about/offices/list/oep/heerfreporting.html>.

## How Aid Helped

## 4) How has HEERF helped your institution and your students?

- a) HEERF enabled my institution to continue offering planned programs (i.e., programs of study listed in our course catalog) that were at risk of discontinuation due to pandemic-related factors

Strongly disagree	Disagree	Neutral	Agree	Strongly agree	N/A	Unable to Determine
-------------------	----------	---------	-------	----------------	-----	---------------------

- b) HEERF enabled my institution to keep student net prices similar to pre-pandemic levels

Strongly disagree	Disagree	Neutral	Agree	Strongly agree	N/A	Unable to Determine
-------------------	----------	---------	-------	----------------	-----	---------------------

*Net price refers to costs covered by students and their families and is calculated by adding tuition, fees, books, supplies, and living costs and subtracting grant and/or scholarship aid (e.g., Pell grants, school-based grants, merit scholarships)*

- c) HEERF enabled my institution to keep students enrolled by providing them with electronic devices and Internet access

Strongly disagree	Disagree	Neutral	Agree	Strongly agree	N/A	Unable to Determine
-------------------	----------	---------	-------	----------------	-----	---------------------

- d) HEERF enabled my institution to keep students enrolled who were at risk of dropping out due to pandemic-related factors by providing direct financial support to students

Strongly disagree	Disagree	Neutral	Agree	Strongly agree	N/A	Unable to Determine
-------------------	----------	---------	-------	----------------	-----	---------------------

- e) HEERF enabled my institution to keep faculty, staff, employees, and contractors at full salary levels who were at risk of unemployment due to pandemic-related factors

Strongly disagree	Disagree	Neutral	Agree	Strongly agree	N/A	Unable to Determine
-------------------	----------	---------	-------	----------------	-----	---------------------

- f) HEERF enabled my institution to purchase COVID tests, health screening, and the healthcare needed to help students and faculty

Strongly disagree	Disagree	Neutral	Agree	Strongly agree	N/A	Unable to Determine
-------------------	----------	---------	-------	----------------	-----	---------------------

## Aid Determination

- 5) How did your institution determine which students received emergency financial aid grants to students and how much each student would receive? Please indicate if any of the following strategies were used at least once during the reporting period

- a) Did you ask students to apply for funds?

Yes

No

- i) Did you use that application to determine the amount of a student's emergency financial aid grant?

Yes

No

- b) Did you use any institutional administrative data (pre-existing data that did not come from a HEERF-specific application form) in determining the amount of funds awarded to students?

Yes

No

- i) Which of these student factors did you prioritize in the grant determination process?

- 1) Enrollment intensity (i.e., full-time/part-time status, number of credits the student is taking, etc.)

Yes

No

- 2) Location (i.e., branch campus)

Yes

No

- 3) Pell Grant eligibility

Yes

No

- 4) FAFSA data elements

Yes

No

- 5) On-campus/distance education status

Yes

No

- 6) On-campus/off-campus living arrangements

Yes

No

- 7) Academic level

Yes

No

- 8) Other



Yes

No

If yes, please specify

Specify

All students who are eligible for Pell grants, federal or state need-based aid, are enrolled in distance education, and who needs assistance to pay their tuition fees due to the COVID-19

- c) Did your institution use a specific methodology to calculate award amounts that is captured in a flowchart, set of equations, a formula, or other documentation?

Yes

No

## Aid Distribution



- 6) How did your institution distribute the emergency financial aid grants to students?

- a) Checks

Yes

No

- b) Electronic funds transfer /Direct deposit

Yes

No

- c) Debit cards

Yes

No

- d) Payment apps

Yes

No

- e) Other

Yes

No

If yes, please specify

Specify

Credit to the student account

## Emergency Grants - Guidance



- 7) Did your institution provide any instructions, directions, or guidance to students (e.g., FAQs) about the emergency financial aid grants upon disbursement?

Yes

No

Upload PDF/MS Word document instructions, directions, or guidance.  
Include screenshots of relevant websites

The grantee has uploaded 1 file(s) in response to this question.

File Name	Size	Last Modified
screenshot from pc age website.pdf	158.5 KB	5/4/2022, 3:41:33 PM

## Emergency Grants - Counts, Student, and Institution Funds

- 8) What percentage of students received emergency grants and how much did students receive in emergency grants by fund type and student type?

**Note:** In early 2022, for the second annual report covering January 1, 2021-December 31, 2021, institutions have the option of taking more time to submit answers to questions marked with a clock symbol 🕒.

Institutions can submit answers to questions marked with a clock symbol 🕒 in early 2022 as part of the second annual report (in alignment with the reporting schedule at the beginning of this data collection form) OR in early 2023 along with reporting the third annual report

- a) Complete the following table:

When IPEDS definitions apply (categories labeled with "(IPEDS categories)" in the form), use the same category for each student that is used to report to IPEDS. For the second and third annual HEERF reports (reporting on calendar years 2021 and 2022 in early 2022 and early 2023 respectively), if a student is not reported to IPEDS, for example because they are not enrolled for credit in courses that could lead to an award, then report that student under "Students not categorized in IPEDS." In the fourth, and fifth annual HEERF reports "Students not categorized in IPEDS" will no longer be an option in the form and institutions will need to track all of their students (regardless of if they would be included in IPEDS enrollment counts) and categorize them using the IPEDS classification methodology

**Emergency Financial Aid Grants Awarded to Students:** Report only disbursements related to Emergency Financial Aid Grants including using those grants to satisfy outstanding accounts. Any disbursements unrelated to Emergency Financial Aid Grants should not be included in the reported expenditures

	<b>Undergraduate<sub>6</sub> full-time<sub>7</sub> Pell grant recipients<sub>8</sub></b>	<b>Undergraduate<sub>6</sub> full-time<sub>7</sub> Non- Pell grant recipients<sub>9</sub></b>	<b>Undergraduate<sub>6</sub> part-time Pell grant recipients</b>	<b>Undergraduate<sub>6</sub> part-time No Pell grant recipients</b>
Number of Students How many students were enrolled? (unduplicated count for the reporting period)	Number 217	Number 147	Number 0	Number 0
Number of HEERF Student Recipients – Emergency Grants to Students (unduplicated) How many students received HEERF emergency financial aid grants? (unduplicated across all HEERF sections)	Number 112	Number 63	Number 0	Number 0

	Undergraduate <sub>6</sub> full-time <sub>7</sub> Pell grant recipients <sub>8</sub>	Undergraduate <sub>6</sub> full-time <sub>7</sub> Non- Pell grant recipients <sub>9</sub>	Undergraduate <sub>6</sub> part-time Pell grant recipients	Undergraduat part-time No Pell grant recipients
HEERF (a)(1) Student Aid Portion Amount Disbursed <b>What was the amount disbursed directly to students as Emergency Financial Aid Grants?</b>	Amount \$ 0	Amount \$ 0	Amount \$ 0	Amount \$ 0

	Undergraduate <sub>6</sub> full-time <sub>7</sub> Pell grant recipients <sub>8</sub>	Undergraduate <sub>6</sub> full-time <sub>7</sub> Non- Pell grant recipients <sub>9</sub>	Undergraduate <sub>6</sub> part-time Pell grant recipients	Undergraduate <sub>6</sub> part-time No Pell grant recipients
<p>HEERF (a)(1) Student Aid Portion Amount Disbursed</p> <p><b>What was the amount of Emergency Financial Aid Grants applied to satisfy student's outstanding account balance upon receiving affirmative written consent from students to do so?</b></p> <p><i>If funds were not used for this purpose, report \$0. Include only amounts that benefited students who directly received Emergency Financial Aid Grants.</i></p>	Amount \$ 0	Amount \$ 0	Amount \$ 0	Amount \$ 0

	Undergraduate <sup>6</sup> full-time <sup>7</sup> Pell grant recipients <sup>8</sup>	Undergraduate <sup>6</sup> full-time <sup>7</sup> Non- Pell grant recipients <sup>9</sup>	Undergraduate <sup>6</sup> part-time Pell grant recipients	Undergraduate <sup>6</sup> part-time No Pell grant recipients
HEERF (a)(1) Institutional Portion Amount Disbursed <b>What was the amount disbursed directly to students as Emergency Financial Aid Grants?</b>	Amount \$ 41,383	Amount \$ 22,000	Amount \$ 0	Amount \$ 0
HEERF (a)(1) Institutional Portion Amount Disbursed <b>What was the amount of Emergency Financial Aid Grants applied to satisfy student's outstanding account balances?</b> <i>If funds were not used for this purpose, report \$0. Include only amounts that benefited students who directly received Emergency Financial Aid Grants.</i>	Amount \$ 0	Amount \$ 0	Amount \$ 0	Amount \$ 0

<sup>6</sup>For students in both undergraduate and graduate categories, classify as a graduate student.

<sup>7</sup>For students who had multiple enrollment intensities, classify as full-time.

<sup>8</sup>Designate the student as a Pell grant recipient if the student was a Pell grant recipient at any time within the applicable reporting period.

<sup>9</sup>Includes non-FAFSA filers.

## Emergency Grants - (a)(2), (a)(3), and (a)(4) Funds

### 8) What percentage of students received emergency grants and how much did students receive in emergency grants by fund type and student type?

**Note:** In early 2022, for the second annual report covering January 1, 2021-December 31, 2021, institutions have the option of taking more time to submit answers to questions marked with a clock symbol 🕒.

Institutions can submit answers to questions marked with a clock symbol 🕒 in early 2022 as part of the second annual report (in alignment with the reporting schedule at the beginning of this data collection form) OR in early 2023 along with reporting the third annual report

#### a) Complete the following table:

When IPEDS definitions apply (categories labeled with "(IPEDS categories)" in the form), use the same category for each student that is used to report to IPEDS. For the second and third annual HEERF reports (reporting on calendar years 2021 and 2022 in early 2022 and early 2023 respectively), if a student is not reported to IPEDS, for example because they are not enrolled for credit in courses that could lead to an award, then report that student under "Students not categorized in IPEDS." In the fourth, and fifth annual HEERF reports "Students not categorized in IPEDS" will no longer be an option in the form and institutions will need to track all of their students (regardless of if they would be included in IPEDS enrollment counts) and categorize them using the IPEDS classification methodology

**Emergency Financial Aid Grants Awarded to Students:** Report only disbursements related to Emergency Financial Aid Grants including using those grants to satisfy outstanding accounts. Any disbursements unrelated to Emergency Financial Aid Grants should not be included in the reported expenditures

	Undergraduate <sub>6</sub> full-time <sub>7</sub> Pell grant recipients <sub>8</sub>	Undergraduate <sub>6</sub> full-time <sub>7</sub> Non- Pell grant recipients <sub>9</sub>	Undergraduate <sub>6</sub> part-time Pell grant recipients	Undergraduate <sub>6</sub> part-time Non- Pell grant recipients
--	---	--	--	--

	Undergraduate <sub>6</sub> full-time <sub>7</sub> Pell grant recipients <sub>8</sub>	Undergraduate <sub>6</sub> full-time <sub>7</sub> Non- Pell grant recipients <sub>9</sub>	Undergraduate <sub>6</sub> part-time Pell grant recipients	Undergraduate <sub>6</sub> part-time Non- Pell grant recipients
HEERF (a)(4) Amount Disbursed (Proprietary Institution Grant Funds for Students) <b>What was            the amount            disbursed            directly to            students as            Emergency            Financial            Aid Grants?</b> <i>If funds were not            used for this            purpose, report            \$0.</i>	Amount \$ 182,617	Amount \$ 104,000	Amount \$ 0	Amount \$ 0



	Undergraduate <sup>6</sup> full-time <sup>7</sup> Pell grant recipients <sup>8</sup>	Undergraduate <sup>6</sup> full-time <sup>7</sup> Non- Pell grant recipients <sup>9</sup>	Undergraduate <sup>6</sup> part-time Pell grant recipients	Undergraduate <sup>6</sup> part-time Non- Pell grant recipients
HEERF (a)(4) Amount Disbursed (Proprietary Institution Grant Funds for Students) What was the amount of Emergency Financial Aid Grants applied to satisfy student's outstanding account balance upon receiving affirmative written consent from students to do so? <i>If funds were not            used for this            purpose, report            \$0.</i>	Amount \$ 0	Amount \$ 0	Amount \$ 0	Amount \$ 0

<sup>6</sup>For students in both undergraduate and graduate categories, classify as a graduate student.

<sup>7</sup>For students who had multiple enrollment intensities, classify as full-time.

<sup>8</sup>Designate the student as a Pell grant recipient if the student was a Pell grant recipient at any time within the applicable reporting period.

<sup>9</sup>Includes non-FAFSA filers.

## Emergency Grants - Min/Max, Calculated Totals, and Averages

8) What percentage of students received emergency grants and how much did students receive in emergency grants by fund type and student type?

**Note:** In early 2022, for the second annual report covering January 1, 2021-December 31, 2021, institutions have the option of taking more time to submit answers to questions marked with a clock symbol ⌚.

Institutions can submit answers to questions marked with a clock symbol ⌚ in early 2022 as part of the second annual report (in alignment with the reporting schedule at the beginning of this data collection form) OR in early 2023 along with reporting the third annual report

a) Complete the following table:

When IPEDS definitions apply (categories labeled with “(IPEDS categories)” in the form), use the same category for each student that is used to report to IPEDS. For the second and third annual HEERF reports (reporting on calendar years 2021 and 2022 in early 2022 and early 2023 respectively), if a student is not reported to IPEDS, for example because they are not enrolled for credit in courses that could lead to an award, then report that student under “Students not categorized in IPEDS.” In the third, fourth, and fifth annual HEERF reports “Students not categorized in IPEDS” will no longer be an option in the form and institutions will need to track all of their students (regardless of if they would be included in IPEDS enrollment counts) and categorize them using the IPEDS classification methodology

**Emergency Financial Aid Grants Awarded to Students:** Report only disbursements related to Emergency Financial Aid Grants including using those grants to satisfy outstanding accounts. Any disbursements unrelated to Emergency Financial Aid Grants should not be included in the reported expenditures

	Undergraduate <sub>6</sub> full-time <sub>7</sub> Pell grant recipients <sub>8</sub>	Undergraduate <sub>6</sub> full-time <sub>7</sub> Non- Pell grant recipients <sub>9</sub>	Undergraduate <sub>6</sub> part-time Pell grant recipients	Undergraduate <sub>6</sub> part-time Non- Pell grant recipients
--	---	--	--	--

	Undergraduate <sub>6</sub> full-time <sub>7</sub> Pell grant recipients <sub>8</sub>	Undergraduate <sub>6</sub> full-time <sub>7</sub> Non- Pell grant recipients <sub>9</sub>	Undergraduate <sub>6</sub> part-time Pell grant recipients	Undergraduate <sub>6</sub> part-time Non- Pell grant recipients
Minimum and maximum award Minimum (non-zero amount) combined (combined across HEERF funds) amount awarded to any one student who received any HEERF funds.	Amount \$ 2,000	Amount \$ 2,000	Amount \$ 0	Amount \$ 0

	Undergraduate <sub>6</sub> full-time <sub>7</sub> Pell grant recipients <sub>8</sub>	Undergraduate <sub>6</sub> full-time <sub>7</sub> Non- Pell grant recipients <sub>9</sub>	Undergraduate <sub>6</sub> part-time Pell grant recipients	Undergraduate <sub>6</sub> part-time Non- Pell grant recipients
Minimum and maximum award Maximum combined (combined across HEERF funds) amount awarded to any one student who received any HEERF funds.	Amount \$ 2,000	Amount \$ 2,000	Amount \$ 0	Amount \$ 0
HEERF Amount of Grants Disbursed What was the amount of grants disbursed to students through all HEERF funds?	Amount \$224,000.00	Amount \$126,000.00	Amount \$0.00	Amount \$0.00

	Undergraduate <sup>6</sup> full-time <sup>7</sup> Pell grant recipients <sup>8</sup>	Undergraduate <sup>6</sup> full-time <sup>7</sup> Non- Pell grant recipients <sup>9</sup>	Undergraduate <sup>6</sup> part-time Pell grant recipients	Undergraduate <sup>6</sup> part-time Non- Pell grant recipients
Average HEERF Amount Awarded Among students who received HEERF emergency financial aid grants, what was the average award amount per student?	Amount \$2,000.00	Amount \$2,000.00	Amount	Amount

<sup>6</sup>For students in both undergraduate and graduate categories, classify as a graduate student.

<sup>7</sup>For students who had multiple enrollment intensities, classify as full-time.


<sup>8</sup>Designate the student as a Pell grant recipient if the student was a Pell grant recipient at any time within the applicable reporting period.

<sup>9</sup>Includes non-FAFSA filers.

## Emergency Grants - Title IV

### 8) What percentage of students received emergency grants and how much did students receive in emergency grants by fund type and student type?


**Note:** In early 2022, for the second annual report covering January 1, 2021-December 31, 2021, institutions have the option of taking more time to submit answers to questions marked with a clock symbol 🕒. Institutions can submit answers to questions marked with a clock symbol 🕒 in early 2022 as part of the second annual report (in alignment with the reporting schedule at the beginning of this data collection form) OR in early 2023 along with reporting the third annual report

- b)  Among the students enrolled in your institution, how many were NOT Title IV eligible throughout their enrollment during the reporting period?

Enrolled Students Not Eligible


58

*Based on the Department's Final Regulations issued on May 14, 2021 (86 FR 26608, available at <https://www.federalregister.gov/d/2021-10190>), students are not required to be eligible for Title IV student financial aid in order to receive HEERF emergency financial aid grants. Title IV eligibility for this question is based on the number of students for whom the institution has received an Institutional Student Information Record (ISIR) plus the number of students who completed any alternative form developed by the institution. In reporting these data, students should be classified as Title IV eligible if they were determined to be Title IV eligible at any point during the reporting period.*

- i)  The percentage of students enrolled in your institution who were NOT Title IV eligible throughout their enrollment during the reporting period is


Percentage of Enrolled Students Not Eligible

15.93%

- c)  Among students who received emergency financial aid grants, how many were NOT Title IV eligible throughout their enrollment during the reporting period?

Students Not Eligible Who Received Grants

24



- i)  The percentage of students who received emergency financial aid grants who were not Title IV eligible throughout their enrollment during the reporting period is


Percentage of Students Not Eligible Who Received Grants

13.71%

## Emergency Grants - Race/Ethnicity

- 8) What percentage of students received emergency grants and how much did students receive in emergency grants by fund type and student type?

**Note:** In early 2022, for the second annual report covering January 1, 2021-December 31, 2021, institutions have the option of taking more time to submit answers to questions marked with a clock symbol . Institutions can submit answers to questions marked with a clock symbol  in early 2022 as part of the second annual report (in alignment with the reporting schedule at the beginning of this data collection form) OR in early 2023 along with reporting the third annual report

- d)  What number of students were enrolled, what number received emergency grants, and how much grant aid did the students receive by IPEDS race/ethnicity categories?

Race/Ethnicity (IPEDS categories)	Enrolled student count (unduplicated)	Number of students who received at least one Emergency Financial Aid Grant (unduplicated)	What was the total amount of Emergency Financial Aid Grants disbursed to students through all HEERF funds?	Average HEERF Amount Awarded
American Indian or Alaska Native	Count 2	Number 0	Amount \$ 0	Amount
Asian	Count 60	Number 31	Amount \$ 62,000	Amount \$2,000.00
Black or African American	Count 107	Number 54	Amount \$ 108,000	Amount \$2,000.00
Hispanic/Latino	Count 113	Number 52	Amount \$ 104,000	Amount \$2,000.00
Native Hawaiian or Other Pacific Islander	Count 1	Number 1	Amount \$ 2,000	Amount \$2,000.00
White	Count 67	Number 32	Amount \$ 64,000	Amount \$2,000.00
Two or more races	Count 8	Number 3	Amount \$ 6,000	Amount \$2,000.00
Race/ethnicity unknown	Count 2	Number 2	Amount \$ 4,000	Amount \$2,000.00
Nonresident alien	Count 0	Number 0	Amount \$ 0	Amount

Students not  
categorized in  
IPEDS

Count  
4

Number  
0

Amount  
\$ 0

Amount

## Emergency Grants – Gender and Age


### 8) What percentage of students received emergency grants and how much did students receive in emergency grants by fund type and student type?

**Note:** In early 2022, for the second annual report covering January 1, 2021-December 31, 2021, institutions have the option of taking more time to submit answers to questions marked with a clock symbol 🕒. Institutions can submit answers to questions marked with a clock symbol 🕒 in early 2022 as part of the second annual report (in alignment with the reporting schedule at the beginning of this data collection form) OR in early 2023 along with reporting the third annual report

### e) 🕒 What number of students were enrolled, what number received emergency grants, and how much grant aid did the students receive by IPEDS gender categories?

Gender/Age (IPEDS categories)	Enrolled student count (unduplicated)	Number of students who received at least one Emergency Financial Aid Grant (unduplicated)	What was the total amount of grants disbursed to students through all HEERF funds?	Average HEERF Amount Awarded
Men	Count 297	Number 131	Amount \$ 262,000	Amount \$2,000.00
Women	Count 67	Number 44	Amount \$ 88,000	Amount \$2,000.00
Students not categorized in IPEDS	Count 0	Number 0	Amount \$ 0	Amount



- f)  What number of students were enrolled, what number received emergency grants and how much grant aid did the students receive by IPEDS age categories?

*Institutions should follow IPEDS Fall enrollment guidelines ( <https://nces.ed.gov/ipeds/use-the-data/survey-components/8/fall-enrollment> ) for when to capture a student's age. For example, institutions operating on a traditional academic year calendar (semester, trimester, quarter, or 4-1-4) report Fall enrollment as of the institution's official fall reporting date or October 15. Institutions operating on a calendar that differs by program or that enrolls students on a continuous basis (referred to as program reporters) report Fall enrollment as students enrolled any time during the period August 1 and October 31.*

Ages 25 and older	Count 268	Number 122	Amount \$ 244,000	Amount \$2,000.00
Ages 24 and younger	Count 96	Number 53	Amount \$ 106,000	Amount \$2,000.00
Age not available in administrative records (e.g., IPEDS, FAFSA, etc.)	Count 0	Number 0	Amount \$ 0	Amount

## Institutional Expenditures

### 9) Institutional expenditures

- a) Has your institution designated HEERF program funds for a specific purpose or budget objective in future calendar years (for example, operation and maintenance of plant, academic programs, residential programs, future institutional aid)?

☐ Yes

☐ No

- 1) If no, are HEERF program funds being reserved for use as needed?

☐ Yes

☐ No

- i) If no HEERF program funds are being reserved, please explain your institution's approach:

HEERF program funds are distributed equally to all students who are eligible for Pell grants, federal or state need-based aid, are enrolled in distance education, and who needs assistance to pay for their tuition fees

- b) Provide the total amount of HEERF funds expended during the reporting period on each of the following categories:

**Providing additional Emergency Financial Aid Grants to students.**

Amount in (a)(1) institutional d...	Amount in (a)(2) dollars, if appli...	Amount in (a)(3) dollars, if appli...
\$63,383.00	\$0.00	\$0.00

Explanatory Notes

**Using Emergency Financial Aid Grants to cover student outstanding account balances for costs such as debt forgiveness, room, board, tuition, or fees.**

Amount in (a)(1) institutional d...	Amount in (a)(2) dollars, if appli...	Amount in (a)(3) dollars, if appli...
\$0.00	\$0.00	\$0.00

Explanatory Notes

**Indirect cost recovery/facilities and administrative costs charged on the grants.**

Amount in (a)(1) institutional d...	Amount in (a)(2) dollars, if appli...	Amount in (a)(3) dollars, if appli...
\$ 0	\$ 0	\$ 0

Explanatory Notes

**Covering the cost of providing additional technology hardware to students, such as laptops or tablets, or covering the added cost of technology fees.**

Amount in (a)(1) institutional d...	Amount in (a)(2) dollars, if appli...	Amount in (a)(3) dollars, if appli...
\$ 0	\$ 0	\$ 0

## Explanatory Notes

Providing or subsidizing the costs of high-speed internet to students or faculty to transition to an online environment.

Amount in (a)(1) institutional d...  
\$ 0

Amount in (a)(2) dollars, if appli...  
\$ 0

Amount in (a)(3) dollars, if appli...  
\$ 0

## Explanatory Notes

Subsidizing off-campus housing costs due to dormitory closures or decisions to limit housing to one student per room; subsidizing housing costs to reduce housing density; paying for hotels or other off-campus housing for students who need to be isolated; paying travel expenses for students who need to leave campus early due to coronavirus infections or campus interruptions.

Amount in (a)(1) institutional d...  
\$ 0

Amount in (a)(2) dollars, if appli...  
\$ 0

Amount in (a)(3) dollars, if appli...  
\$ 0

## Explanatory Notes

Subsidizing food service to reduce density in eating facilities, to provide pre-packaged meals, or to add hours to food service operations to accommodate social distancing.

Amount in (a)(1) institutional d...  
\$ 0

Amount in (a)(2) dollars, if appli...  
\$ 0

Amount in (a)(3) dollars, if appli...  
\$ 0

## Explanatory Notes

Costs related to operating additional class sections to enable social distancing, such as those for hiring more instructors and increasing campus hours of operations.

Amount in (a)(1) institutional d...  
\$ 0

Amount in (a)(2) dollars, if appli...  
\$ 0

Amount in (a)(3) dollars, if appli...  
\$ 0

## Explanatory Notes

**Campus safety and operations.**

*Including costs or expenses related to the disinfecting and cleaning of dorms and other campus facilities, purchases of personal protective equipment (PPE), purchases of cleaning supplies, adding personnel to increase the frequency of cleaning, the reconfiguration of facilities to promote social distancing, etc.*

Amount in (a)(1) institutional d...  
\$ 0

Amount in (a)(2) dollars, if appli...  
\$ 0

Amount in (a)(3) dollars, if appli...  
\$ 0

## Explanatory Notes

**Purchasing, leasing, or renting additional instructional equipment and supplies (such as laboratory equipment or computers) to reduce the number of students sharing equipment or supplies during a single class period and to provide time for disinfection between uses.**

Amount in (a)(1) institutional d...  
\$ 0

Amount in (a)(2) dollars, if appli...  
\$ 0

Amount in (a)(3) dollars, if appli...  
\$ 0

## Explanatory Notes

**Purchasing faculty and staff training in online instruction; or paying additional funds to staff who are providing training in addition to their regular job responsibilities.**

Amount in (a)(1) institutional d...  
\$ 0

Amount in (a)(2) dollars, if appli...  
\$ 0

Amount in (a)(3) dollars, if appli...  
\$ 0

## Explanatory Notes

**Purchasing, leasing, or renting additional equipment or software to enable distance learning, or upgrading campus wi-fi access or extending open networks to parking lots or public spaces, etc.**

Amount in (a)(1) institutional d...  
\$ 0

Amount in (a)(2) dollars, if appli...  
\$ 0

Amount in (a)(3) dollars, if appli...  
\$ 0

## Explanatory Notes

**Implementing evidence-based practices to monitor and suppress coronavirus in accordance with public health guidelines.**

*Including funding to cover the cost of vaccine distribution.*

Amount in (a)(1) institutional d...  
\$ 0

Amount in (a)(2) dollars, if appli...  
\$ 0

Amount in (a)(3) dollars, if appli...  
\$ 0

## Explanatory Notes

**Conducting direct outreach to financial aid applicants about the opportunity to receive a financial aid adjustment due to the recent unemployment of a family member or independent student, or other circumstances, described in section 479A of the Higher Education Act of 1965.**

Amount in (a)(1) institutional d...  
\$ 0

Amount in (a)(2) dollars, if appli...  
\$ 0

Amount in (a)(3) dollars, if appli...  
\$ 0

## Explanatory Notes

**Replacing lost revenue from all sources.**

*Please see the Department's HEERF Lost Revenue FAQs (March 19, 2021) for more information regarding what may be appropriately included in an estimate of lost revenue.*

Amount in (a)(1) institutional d...  
\$ 0

Amount in (a)(2) dollars, if appli...  
\$ 0

Amount in (a)(3) dollars, if appli...  
\$ 0

## Explanatory Notes

**Other Uses of (a)(1) Institutional Portion funds.**

Amount in (a)(1) institutional d...  
\$ 0.

Explanatory Notes

Other uses of (a)(2) or (a)(3) funds, if applicable.

Amount in (a)(2) dollars, if appli...	Amount in (a)(3) dollars, if appli...
\$ 0	\$ 0

Explanatory Notes

Annual Institutional Expenditures for each Program

Amount in (a)(1) institutional d...	Amount in (a)(2) dollars, if appli...	Amount in (a)(3) dollars, if appli...
\$63,383.00	\$0.00	\$0.00

Total of Institutional Annual Expenditures

Amount in all institutional dollars  
\$63,383.00

Lost Revenue

c) Estimate how much of the lost revenue reported above came from revenue lost from each of the following sources:

*These categories are the categories described in Question 3 of the HEERF Lost Revenue FAQs (March 19, 2021, available at <https://www2.ed.gov/about/offices/list/ope/heerflostrevenuefaqs.pdf>).*

Academic Resources Estimated Amount \$ 0	Unpaid student accounts receivable or other student account debts (including tuition, fees, and institutional charges)	Room and board Estimated Amount \$ 0	Enrollment declines, including reduced tuition, fees, and institutional charges Estimated Amount \$ 0	Supported research Estimated Amount \$ 0
--	--	--	---	--

Estimated Amount  
\$ 0

**Summer terms  
and camps**

Estimated Amount  
\$ 0

**Auxiliary services  
sources**

Estimated Amount  
\$ 0

**Cancelled  
ancillary events**

Estimated Amount  
\$ 0

**Disruption of  
food service**

Estimated Amount  
\$ 0

**Dormitory  
services**

Estimated Amount  
\$ 0

**Childcare  
services**

Estimated Amount  
\$ 0

**Use of facilities or  
venues, including  
external events  
such as weddings,  
receptions, or  
conferences  
(other than  
facilities  
associated with  
sectarian  
instruction or  
religious worship)**

Estimated Amount  
\$ 0

**Bookstore  
revenue**

Estimated Amount  
\$ 0

**Parking revenue**

Estimated Amount  
\$ 0

**Lease revenue**

Estimated Amount  
\$ 0

**Royalties**

Estimated Amount  
\$ 0

**Other operating  
revenue**

Estimated Amount  
\$ 0

**Total (a)(1) lost  
revenue funds**

\$ 0

**Total (a)(2) lost  
revenue funds**

\$ 0

**Total (a)(3) lost  
revenue funds**

\$ 0

**TOTAL LOST  
REVENUE  
HEERF**

\$0.00

*Estimated amounts need  
to sum to amounts  
reported in 9b*

## Enrollment - Academic

- 10) Provide the unduplicated count of students who were enrolled at least once as a degree/certificate seeking student within the reporting period and their enrollment status at the end reporting period. The three statuses (completed, withdrawn, and still enrolled) need to add up to the total number of students enrolled.

### Calendar year 2021: Enrollment status for all degree/certificate seeking students

a) Complete the following table for the applicable reporting period

	Number of degree/certificate seeking students	Number of degree/certificate seeking students who completed a program at your institution during the reporting period	Number degree/certificate seeking students who did not complete the reporting period but still enrolled at your institution (i.e., last enrollment record at the end of the reporting period is not a withdrawal record)
<b>Academic level</b> <b>UNDERGRADUATE STUDENTS</b> <i>For students in both undergraduate and graduate categories, classify as a graduate student</i>	Number 364	Number 129	Number 140
<b>Academic level</b> <b>GRADUATE STUDENTS</b> <i>For students in both undergraduate and graduate categories, classify as a graduate student</i>	Number 0	Number 0	Number 0



Pell grant status (undergraduates only) ⓘ <b>PELL GRANT RECIPIENTS</b> <i>Designate the student as a Pell grant recipient if the student was a Pell grant recipient at any time within the applicable reporting period</i>	Number 217	Number 61	Number 85
Pell grant status (undergraduates only) ⓘ <b>NON-PELL GRANT RECIPIENTS</b> <i>Designate the student as a Pell grant recipient if the student was a Pell grant recipient at any time within the applicable reporting period</i>	Number 147	Number 68	Number 55
Enrollment intensity ⓘ <b>PART-TIME</b> <i>For students who had multiple enrollment intensities, classify as full-time</i>	Number 0	Number 0	Number 0
Enrollment intensity ⓘ <b>FULL-TIME</b> <i>For students who had multiple enrollment intensities, classify as full-time</i>	Number 364	Number 129	Number 140

## Calendar year 2020: Enrollment status for all degree/certificate seeking students ⓘ

### b) Complete the following table

*This table provides a historical comparison point for the current reporting period and since it is historical information it does not have to be updated on an annual basis. Institutions should submit responses in the early 2022 data collection process. However, if institutions need more time, they can submit responses in the early 2023 data collection process*

	Number of degree/certificate seeking students enrolled during the calendar year	Number of degree/certificate seeking students who completed a program at your institution during the calendar year	Number degree/certificate seeking students who did not complete a program at your institution during the calendar year (i.e., last enrollment record at the end of the calendar year is not a withdrawal record)
<b>Academic level ⓘ</b> <b>UNDERGRADUATE STUDENTS</b> <i>For students in both undergraduate and graduate categories, classify as a graduate student</i>	Number 438	Number 176	Number 184
<b>Academic level ⓘ</b> <b>GRADUATE STUDENTS</b> <i>For students in both undergraduate and graduate categories, classify as a graduate student</i>	Number 0	Number 0	Number 0
<b>Pell grant status (undergraduates only) ⓘ</b> <b>PELL GRANT RECIPIENTS</b> <i>Designate the student as a Pell grant recipient if the student was a Pell grant recipient at any time within the applicable reporting period</i>	Number 254	Number 102	Number 104

Pell grant status (undergraduates only) ⓘ <b>NON-PELL GRANT RECIPIENTS</b> <i>Designate the student as a Pell grant recipient if the student was a Pell grant recipient at any time within the applicable reporting period</i>	Number 184	Number 74	Number 80
Enrollment intensity ⓘ <b>PART-TIME</b> <i>For students who had multiple enrollment intensities, classify as full-time</i>	Number 0	Number 0	Number 0
Enrollment intensity ⓘ <b>FULL-TIME</b> <i>For students who had multiple enrollment intensities, classify as full-time</i>	Number 438	Number 176	Number 184

## Calendar year 2019: Enrollment status for all degree/certificate seeking students ⓘ

### c) Complete the following table

*This table provides a historical comparison point for the current reporting period and since it is historical information it does not have to be updated on an annual basis. Institutions should submit responses in the early 2022 data collection process. However, if institutions need more time, they can submit responses in the early 2023 data collection process*

	Number of degree/certificate seeking students enrolled during the calendar year	Number of degree/certificate seeking students who completed a program at your institution during the calendar year	Number degree/certificate seeking students who did not complete a program at your institution during the calendar year (i.e., last enrollment record at the end of the calendar year is not a withdrawal record)
<b>Academic level ⓘ</b> <b>UNDERGRADUATE STUDENTS</b> <i>For students in both undergraduate and graduate categories, classify as a graduate student</i>	Number 474	Number 231	Number 190
<b>Academic level ⓘ</b> <b>GRADUATE STUDENTS</b> <i>For students in both undergraduate and graduate categories, classify as a graduate student</i>	Number 0	Number 0	Number 0
<b>Pell grant status (undergraduates only) ⓘ</b> <b>PELL GRANT RECIPIENTS</b> <i>Designate the student as a Pell grant recipient if the student was a Pell grant recipient at any time within the applicable reporting period</i>	Number 291	Number 139	Number 112

Pell grant status (undergraduates only) ⓘ <b>NON-PELL GRANT RECIPIENTS</b> <i>Designate the student as a Pell grant recipient if the student was a Pell grant recipient at any time within the applicable reporting period</i>	Number 183	Number 92	Number 78
Enrollment intensity ⓘ <b>PART-TIME</b> <i>For students who had multiple enrollment intensities, classify as full-time</i>	Number 0	Number 0	Number 0
Enrollment intensity ⓘ <b>FULL-TIME</b> <i>For students who had multiple enrollment intensities, classify as full-time</i>	Number 474	Number 231	Number 190

## Enrollment - Race

- 10) Provide the unduplicated count of students who were enrolled at least once as a degree/certificate seeking student within the reporting period and their enrollment status at the end reporting period. The three statuses (completed, withdrawn, and still enrolled) need to add up to the total number of students enrolled.

### Calendar year 2021: Enrollment status for all degree/certificate seeking students

- a) Complete the following table for the applicable reporting period

	Number of degree/certificate seeking students	Number of degree/certificate seeking students who completed a program at your institution during the reporting period	Number degree/certi seeking stud who did n complete de the report period but v still enrolle your institu (i.e., las enrollme record at the of the repor period is n withdraw re
Race/ethnicity (IPEDS categories) ⓘ <b>AMERICAN INDIAN OR ALASKA NATIVE</b>	Number 2	Number 2	Number 0
Race/ethnicity (IPEDS categories) ⓘ <b>ASIAN</b>	Number 60	Number 24	Number 22
Race/ethnicity (IPEDS categories) ⓘ <b>BLACK OR AFRICAN AMERICAN</b>	Number 107	Number 31	Number 41
Race/ethnicity (IPEDS categories) ⓘ <b>HISPANIC/LATINO</b>	Number 113	Number 40	Number 44
Race/ethnicity (IPEDS categories) ⓘ <b>NATIVE HAWAIIAN OR OTHER PACIFIC ISLANDER</b>	Number 1	Number 0	Number 1

Race/ethnicity (IPEDS categories) ⓘ <b>WHITE</b>	Number 67	Number 26	Number 27
Race/ethnicity (IPEDS categories) ⓘ <b>TWO OR MORE RACES</b>	Number 8	Number 5	Number 3
Race/ethnicity (IPEDS categories) ⓘ <b>RACE/ETHNICITY UNKNOWN</b>	Number 2	Number 0	Number 1
Race/ethnicity (IPEDS categories) ⓘ <b>NONRESIDENT ALIEN</b>	Number 0	Number 0	Number 0

## Calendar year 2020: Enrollment status for all degree/certificate seeking students ⓘ



### b) Complete the following table

*This table provides a historical comparison point for the current reporting period and since it is historical information it does not have to be updated on an annual basis. Institutions should submit responses in the early 2022 data collection process. However, if institutions need more time, they can submit responses in the early 2023 data collection process*

	Number of degree/certificate seeking students enrolled during the calendar year	Number of degree/certificate seeking students who completed a program at your institution during the calendar year	Number degree/certificate seeking students who did not complete the calendar year were still enrolled at your institution (i.e., last enrollment record at the end of the calendar year is not a withdraw record)
Race/ethnicity (IPEDS categories) ⓘ <b>AMERICAN INDIAN OR ALASKA NATIVE</b>	Number 3	Number 1	Number 2
Race/ethnicity (IPEDS categories) ⓘ <b>ASIAN</b>	Number 77	Number 37	Number 27
Race/ethnicity (IPEDS categories) ⓘ <b>BLACK OR AFRICAN AMERICAN</b>	Number 116	Number 46	Number 51
Race/ethnicity (IPEDS categories) ⓘ <b>HISPANIC/LATINO</b>	Number 144	Number 55	Number 60
Race/ethnicity (IPEDS categories) ⓘ <b>NATIVE HAWAIIAN OR OTHER PACIFIC ISLANDER</b>	Number 0	Number 0	Number 0
Race/ethnicity (IPEDS categories) ⓘ <b>WHITE</b>	Number 83	Number 35	Number 35



Race/ethnicity (IPEDS categories) ⓘ <b>TWO OR MORE RACES</b>	Number 9	Number 2	Number 5
Race/ethnicity (IPEDS categories) ⓘ <b>RACE/ETHNICITY UNKNOWN</b>	Number 0	Number 0	Number 0
Race/ethnicity (IPEDS categories) ⓘ <b>NONRESIDENT ALIEN</b>	Number 0	Number 0	Number 0

## Calendar year 2019: Enrollment status for all degree/certificate seeking students ⓘ

### c) Complete the following table

*This table provides a historical comparison point for the current reporting period and since it is historical information it does not have to be updated on an annual basis. Institutions should submit responses in the early 2022 data collection process. However, if institutions need more time, they can submit responses in the early 2023 data collection process*

	Number of degree/certificate seeking students enrolled during the calendar year	Number of degree/certificate seeking students who completed a program at your institution during the calendar year	Number degree/certificate seeking students who did not complete the calendar year were still enrolled at your institution (i.e., last enrollment record at the end of the calendar year is not a withdraw record)



Race/ethnicity (IPEDS categories) ⓘ <b>AMERICAN INDIAN OR ALASKA NATIVE</b>	Number 1	Number 0	Number 1
Race/ethnicity (IPEDS categories) ⓘ <b>ASIAN</b>	Number 85	Number 39	Number 39
Race/ethnicity (IPEDS categories) ⓘ <b>BLACK OR AFRICAN AMERICAN</b>	Number 119	Number 61	Number 44
Race/ethnicity (IPEDS categories) ⓘ <b>HISPANIC/LATINO</b>	Number 151	Number 66	Number 65
Race/ethnicity (IPEDS categories) ⓘ <b>NATIVE HAWAIIAN OR OTHER PACIFIC ISLANDER</b>	Number 0	Number 0	Number 0
Race/ethnicity (IPEDS categories) ⓘ <b>WHITE</b>	Number 107	Number 57	Number 38
Race/ethnicity (IPEDS categories) ⓘ <b>TWO OR MORE RACES</b>	Number 11	Number 8	Number 3
Race/ethnicity (IPEDS categories) ⓘ <b>RACE/ETHNICITY UNKNOWN</b>	Number 0	Number 0	Number 0
Race/ethnicity (IPEDS categories) ⓘ <b>NONRESIDENT ALIEN</b>	Number 0	Number 0	Number 0

## Enrollment - Gender/Age

- 10) Provide the unduplicated count of students who were enrolled at least once as a degree/certificate seeking student within the reporting period and their enrollment status at the end reporting period. The three statuses (completed, withdrawn, and still enrolled) need to add up to the total number of students enrolled.

### Calendar year 2021: Enrollment status for all degree/certificate seeking students

- a) Complete the following table for the applicable reporting period

	Number of degree/certificate seeking students	Number of degree/certificate seeking students who completed a program at your institution during the reporting period	Number of degree/certificate seeking students who did not complete during the reporting period but were still enrolled at your institution (i.e., last enrollment record at the end of the reporting period is not a withdraw record)
Gender (IPEDS categories)  WOMEN	Number 67	Number 20	Number 30
Gender (IPEDS categories)  MEN	Number 297	Number 109	Number 110






Age (IPEDS categories) ⓘ <b>AGES 25 AND OLDER</b>	Number 268	Number 100	Number 98
Age (IPEDS categories) ⓘ <b>AGES 24 AND YOUNGER</b>	Number 96	Number 29	Number 42
Age (IPEDS categories) ⓘ <b>AGE NOT AVAILABLE IN ADMINISTRATIVE RECORDS (E.G., IPEDS, FAFSA, ETC.)</b>	Number 0	Number 0	Number 0

### Calendar year 2020: Enrollment status for all degree/certificate seeking students ⓘ

b) **Complete the following table**

*This table provides a historical comparison point for the current reporting period and since it is historical information it does not have to be updated on an annual basis. Institutions should submit responses in the early 2022 data collection process. However, if institutions need more time, they can submit responses in the early 2023 data collection process*






	Number of degree/certificate seeking students enrolled during the calendar year	Number of degree/certificate seeking students who completed a program at your institution during the calendar year	Number of degree/certificate seeking students who did not complete the calendar year and were still enrolled at your institution (i.e., last enrollment record at the end of the calendar year is not a withdraw record)

Gender (IPEDS categories)  <b>WOMEN</b>	Number 46	Number 13	Number 23
Gender (IPEDS categories)  <b>MEN</b>	Number 392	Number 163	Number 161
Age (IPEDS categories)  <b>AGES 25 AND OLDER</b>	Number 332	Number 130	Number 139
Age (IPEDS categories)  <b>AGES 24 AND YOUNGER</b>	Number 106	Number 46	Number 45
Age (IPEDS categories)  <b>AGE NOT AVAILABLE IN ADMINISTRATIVE RECORDS (E.G., IPEDS, FAFSA, ETC.)</b>	Number 0	Number 0	Number 0

### Calendar year 2019: Enrollment status for all degree/certificate seeking students

c) **Complete the following table**

*This table provides a historical comparison point for the current reporting period and since it is historical information it does not have to be updated on an annual basis. Institutions should submit responses in the early 2022 data collection process. However, if institutions need more time, they can submit responses in the early 2023 data collection process*

	Number of degree/certificate seeking students enrolled during the calendar year	Number of degree/certificate seeking students who completed a program at your institution during the calendar year	Number of degree/certificate seeking students who did not complete a calendar year were still enrolled at your institution (i.e., last enrollment record at the end of the calendar year is not a withdraw record)
Gender (IPEDS categories)  WOMEN	Number 52	Number 27	Number 14
Gender (IPEDS categories)  MEN	Number 422	Number 204	Number 176
Age (IPEDS categories)  AGES 25 AND OLDER	Number 351	Number 173	Number 134
Age (IPEDS categories)  AGES 24 AND YOUNGER	Number 123	Number 58	Number 56
Age (IPEDS categories)  AGE NOT AVAILABLE IN ADMINISTRATIVE RECORDS (E.G., IPEDS, FAFSA, ETC.)	Number 0	Number 0	Number 0

## FTE Positions

- 11) Provide the number of full-time equivalent (FTE) positions as of the listed reporting dates by IPEDS categories. (The number of FTE positions includes all staff regardless of whether the position is funded by Federal, State, local, or other funds—including instructional and non-instructional staff and contractors—and equals the sum of the number of full-time positions plus the full-time equivalent of the number of part-time positions).

### Instructional Staff

*An occupational category that is comprised of staff who are either: 1) Primarily Instruction or 2) Instruction combined with research and/or public service. The intent of the Instructional Staff category is to include all individuals whose primary occupation includes instruction at the institution.*

a) Full-time equivalent (FTE) positions as of November 1, 2018	b) Full-time equivalent (FTE) positions as of November 1, 2019	c) Full-time equivalent (FTE) positions as of November 1, 2020
4	4	5

- d) Full-time equivalent (FTE) positions as of November 1, 2021  
11

### Non-Instructional Staff

a) Full-time equivalent (FTE) positions as of November 1, 2018	b) Full-time equivalent (FTE) positions as of November 1, 2019	c) Full-time equivalent (FTE) positions as of November 1, 2020
17	15	22

- d) Full-time equivalent (FTE) positions as of November 1, 2021  
4

## Accreditor Approval

- 12) Did your institution receive approval from your primary accreditor to offer distance education after the start of the national emergency?

a) Did your institution receive temporary approval from your primary accreditor to offer distance education?

☐ Yes☐ No

b) Did your institution receive permanent approval from your primary accreditor to offer distance education?

☐ Yes☐ No

c) Provide the name of your institution's primary accreditor that provided temporary and/or permanent approval

Council on Occupational Education (COE)

d) Are you accredited by an agency that does not have distance education within its scope of recognition and therefore relied on COVID-19 flexibilities to offer distance education?

☐ Yes☐ No